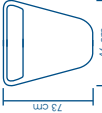

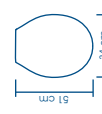




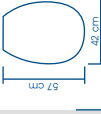
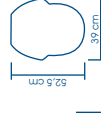
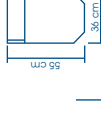

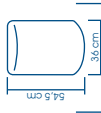







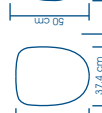




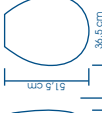
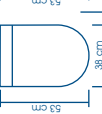



Fabricamos assentos sanitários em qualquer modelo e cor, inclusive fora de linha.

IDEAL STANDARD													
CORES	Nº	PLAZA	ABSOLUTE	CADET	PARIS	EZEDRA	AVALON	CARINA					
NEVE	89												
BONE	56												
PREMIUM EBONITE	67												
STERLING SILVER	70												
AMENDOA	61												
CINZA QUARTZO	80												
COBALTO	63												
VERDE CLARO	75												
VISIONE	78												
INCEPA													
CORES	Nº	MASSIMA	HAMPTON	ATRIUM	EROS	BALI	IBIZA	CALYPSO	THEMA	FLAMINGO	FIORE		
BRANCO	1												
CINZALATINA	48												
BISCUIT	57												
BRANCOEROLIZZ	2												
PRETO	2												
VERDEÁGUA	51												
PÊSSEGO	80												
OCRE	50												
HERVY						ICASA							
CORES	Nº	VALENTINA	LAGUNA	POLO	COLONIAL	CORES	Nº	DIAMANTINA	SABARÁ	LUNA	FIRENZE		
BRANCO	10					BRANCO	0						
VERDE ACQUA	43					AREIA	2						
ROSE	54					CINZA CLARO	3						
MARFIM	68					CINZA	7						
CINZA PRATA	93					SALMÃO	8						
CINZA PLUS	92					VERDE CLARO	9						
OCRE	90					AZUL	11						
PRETO	94					PRETO	12						
						PALHA	01						

\* Tabela atualizada em Janeiro/2007 pelo site oficial das indústrias de louça.